



Dear Customer,

The long awaited moment has arrived!


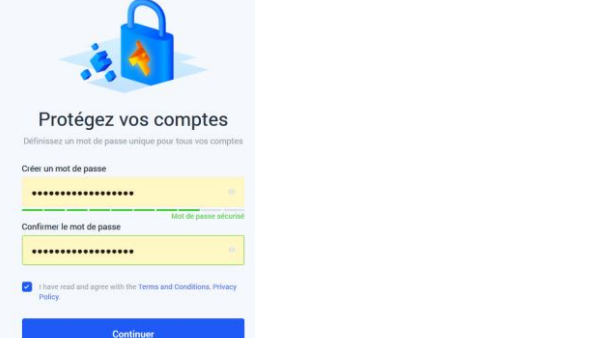
SecuriumCoin, after the acquisition of our company by an international holding company, joins the WAVES platform.

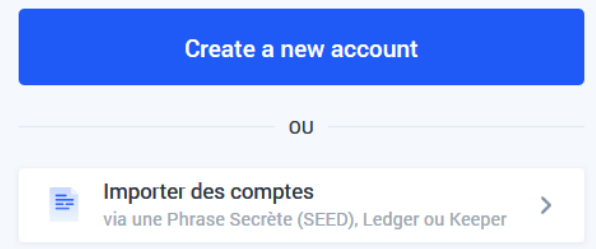
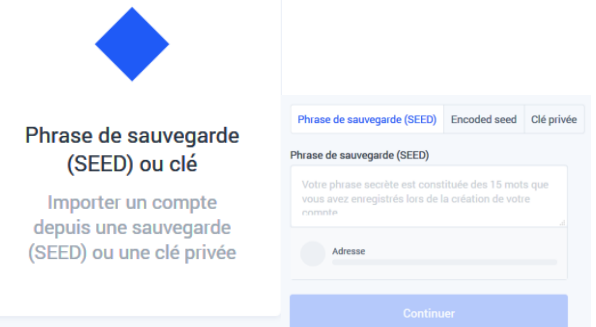
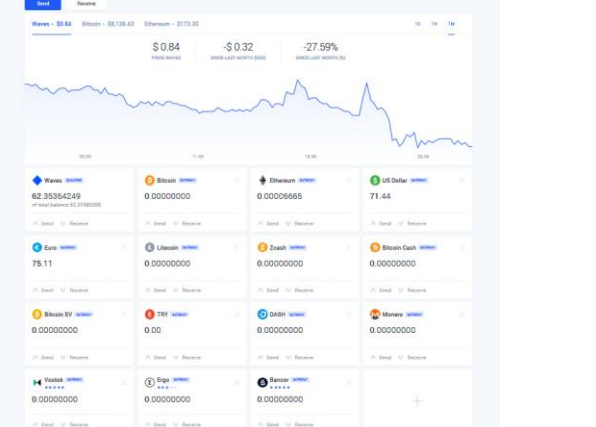
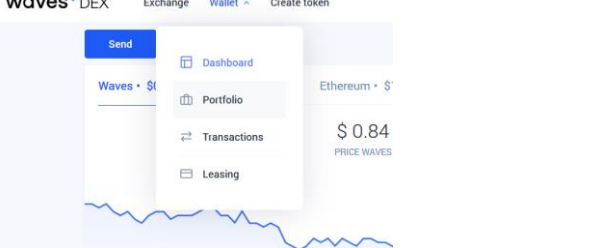
SEWB becomes Secure Ecological Wave Coin and abandons the ERC20 protocol in favor of the WAVES protocol, which is more ecological thanks to POS mining.

This big change offers you new possibilities, thanks to WAVES you can directly access the trading platform but also do minning by renting waves bought or exchanged for SEWC.

The platform allows you to trade your SEWC against many other crypto, but also USD and EURO.

When connecting to Waves:

<p>On this screen, choose "continue on the web" to start (later you can install the PC or Mobile application)</p>	
<p>Then choose your password and accept the Waves terms and conditions</p>	

<p>Then choose the option</p> <p>"Import accounts" to import the account we created for you to put your SEWC into (your account balance is already loaded with your coins)</p>	 <p>The screenshot shows a blue button labeled "Create a new account". Below it, the word "OU" is centered. Underneath, there is a button labeled "Importer des comptes" with a right-pointing arrow, and below that, the text "via une Phrase Secrète (SEED), Ledger ou Keeper".</p>
<p>Then choose the option Import with the SEED Backup Phrase or a private key.</p> <p>Your backup sentence has been sent to you by Email.</p> <p>Just copy it and paste it in the frame</p>	 <p>The screenshot shows a blue diamond icon and the text "Phrase de sauvegarde (SEED) ou clé". Below this, it says "Importer un compte depuis une sauvegarde (SEED) ou une clé privée". On the right, there are three tabs: "Phrase de sauvegarde (SEED)", "Encoded seed", and "Clé privée". The "Phrase de sauvegarde (SEED)" tab is active, showing a text area for the phrase and an "Adresse" field. A "Continuer" button is at the bottom.</p>
<p>Here you are in your new Wallet</p> <p>To modify the dashboard, delete the crypto that do not interest you and add (by clicking on the "+" at the bottom right) the currency of your choice.</p> <p>Enter SEWC in the search field for example</p>	 <p>The screenshot shows a dashboard with a price chart at the top for Waves, Bitcoin, and Ethereum. Below the chart is a grid of asset cards for Waves, Bitcoin, Ethereum, US Dollar, Euro, Litecoin, Dash, Bitcoin Cash, Bitcoin SV, XRP, Dash, Monero, and Doge. Each card shows the asset name, balance, and a "Send" button.</p>
<p>To view the contents of the currencies you own, click</p> <p>Wallet portfolio</p>	 <p>The screenshot shows a dropdown menu with options: "Dashboard", "Portfolio", "Transactions", and "Leasing". The "Portfolio" option is highlighted. In the background, a price chart for Waves is visible.</p>

Do not hesitate to contact us via support@securiumcoin.uk

For any additional questions

cordially

The team

Secure Ecological Waves Coin